




WAKO / S.K.B.V.  
Schweizerischer Kick-Boxing-Verband  
WAKO / F.S.K.B.  
Fédération Suisse de Kick-Boxing  
Federazione Svizzera di Kick-Boxing  
WAKO / S.K.B.F.  
Swiss Kick-Boxing Federation



## Registration Sportdata new members

Here you can find a video about the registration process:

[https://www.sportdata.org/kickboxing/set-online/faq\\_en.php?active\\_menu=faq](https://www.sportdata.org/kickboxing/set-online/faq_en.php?active_menu=faq)

Video 1: New Club Registration. Must be done only once: Please notice your user name and password!

Video 2: Provide Club details

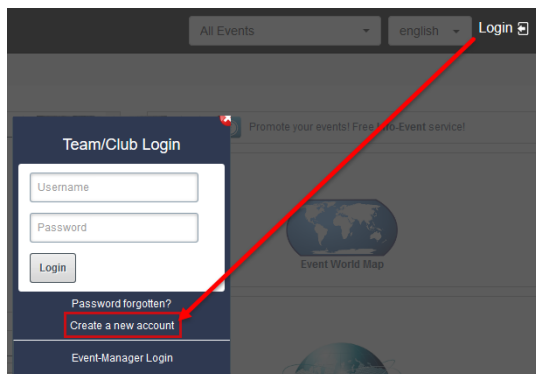
Video 3: To register the athletes

Video 4: Register athletes for tournaments

Perhaps these quick steps will already suit your needs:

### Create Club-Account:

1. Open sportdata with this link:  
<https://www.sportdata.org/kickboxing/set-online/index.php>
2. At the top right, choose your preferred language and click on «Login». Chose «Create a new account».



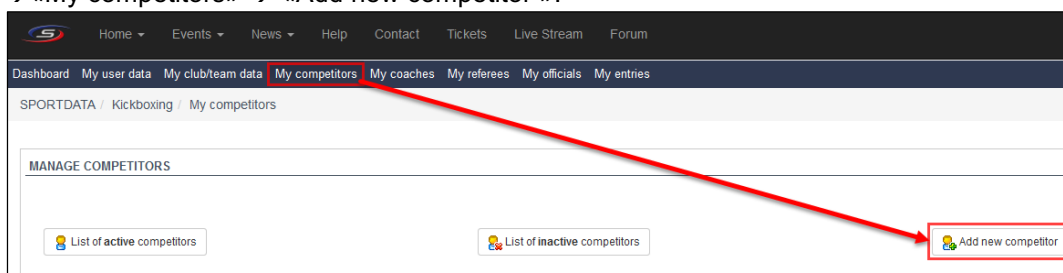
3. Provide all needed information and write down your username and password. Keep this information in a safe place (you need these login data again and again).

### Login at sportdata:

1. Open sportdata with this link:  
<https://www.sportdata.org/kickboxing/set-online/index.php>
2. At the top right, choose your preferred language and click on «Login».
3. Provide Username and Password.

### Register athletes, judges and Coaches:

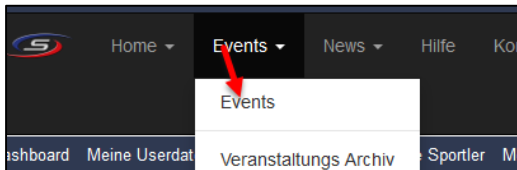
1. At «Team/Club Login» provide the username and password to logon to the system.
2. Add a new athlete (the same process can be followed for registering judges and coaches).  
→«My competitors» → «Add new competitor».



Make sure you specify the exact weight and date of birth. For Juniors, please provide the exact size (not necessary for full contact). Finally, click the «save» button. Fields marked with \* are required fields.

## Register athletes and judges for tournaments:

1. Click on «Events» and chose «Events».



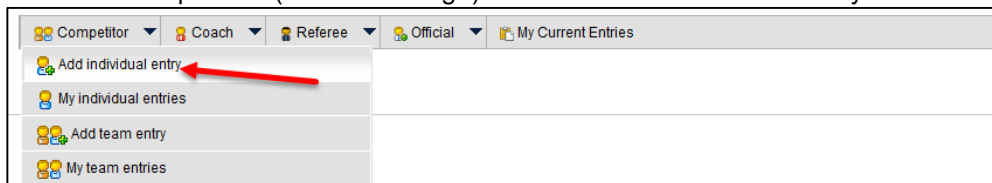
2. Click on the title of the tournaments, for which you want to register athletes, judges and coaches (Clicking on the image does not function to be able to register!). For example:



3. Click on «Registration».



4. Click on «Competitor» (Coach or Judge)→ Click on «Add individual entry».



5. You can choose the athlete and category, in which the athlete would like to fight. For judges, you should choose which days will be worked. After providing all information, click the «Save» button.

**ADD INDIVIDUAL ENTRY**

Fields marked with \* have to be filled out.

For multiple choice of Categories use CTRL button (keep pushed) + left mouse button

Competitor\* van\_Hees Rienus[1] (29-08-1990, 92 kg, 175 cm)  
Add/Edit competitor

Categories\* 
 1 PF 045 S M -57 kg (16 - 49,m)  
 1 PF 046 S M -63 kg (16 - 49,m)  
 1 PF 047 S M -69 kg (16 - 49,m)  
 1 PF 048 S M -74 kg (16 - 49,m)  
 1 PF 049 S M -79 kg (16 - 49,m)  
 1 PF 050 S M -84 kg (16 - 49,m)  
 1 PF 051 S M -89 kg (16 - 49,m)  
 1 PF 052 S M -94 kg (16 - 49,m)  
 1 PF 053 S M +94 kg (16 - 49,m)  
 2 LC 030 S M -57 kg (18 - 49,m)  
 2 LC 031 S M -63 kg (18 - 49,m)  
 2 LC 032 S M -69 kg (18 - 49,m)  
 2 LC 033 S M -74 kg (18 - 49,m)  
 2 LC 034 S M -79 kg (18 - 49,m)  
 2 LC 035 S M -84 kg (18 - 49,m)  
 2 LC 036 S M -89 kg (18 - 49,m)  
 2 LC 037 S M -94 kg (18 - 49,m)  
 2 LC 038 S M +94 kg (18 - 49,m)  
 3 KL 030 S M -57 kg (18 - 49,m)  
 3 KL 031 S M -63 kg (18 - 49,m)

**Save**

Good luck!